

Oracle FLEXCUBE Direct Banking
Release 12.0.1.0.0
Corporate Bulk Payments-
Business Usage User Manual



Part No. E52306-01

Table of Contents

- 1. Transaction Host Integration Matrix 6
- 2. Introduction 7
- 3. Customer Transactions- Bulk File Upload 8
- 4. Customer Transactions- Bulk File View 11
- 5. Bulk Authorization 20
 - 5.1. File Type Authorization 21
 - 5.2. Record Type Authorization 28

1. Transaction Host Integration Matrix

Legends

| | |
|-----------|--|
| NH | No Host Interface Required. |
| ★ | Host Interface to be developed separately. |
| ✓ | Pre integrated Host interface available. |
| ✗ | Pre integrated Host interface not available. |

| Transaction Name | FLEXCUBE UBS | Third Party Host System |
|---|--------------|-------------------------|
| Customer Transactions- Bulk File Upload | NH | NH |
| Customer Transactions- Bulk File View | NH | ★ |
| File type Authorization | NH | NH |
| Record type Authorization | NH | NH |

2. Introduction

Bulk Management allows you to upload files which contain multiple transactions. Bulk module facilitates processing of multiple transactions through a single bulk file like Salary payments, Fund Transfer etc. This is a faster way of processing transactions than entering single screen transactions. Bulk module can be used to process financial and non financial transactions.

Examples of financial transactions that can be covered through Bulk Management.

- Fund Transfers
- Vendor Payments

The Transactions in the form of files will be uploaded through the internet banking. Different types of transactions shall be uploaded in a file but it shall be either financial or non financial transactions. You will define the file structure using the various menus like bulk template definition, bulk file template definition, bulk enrichment definition. You can restrict access to a file type to specific customers and within a customer to specific users. A file type is defined as a file template in the system. File template comprises of different bulk templates (Record Templates). Bulk template will be constructed using data elements & data enrichment definitions.

3. Customer Transactions- Bulk File Upload

This option allows you to upload the bulk file. The customer has to be a net banking customer. The type of the file to be uploaded has to be defined before uploading the file, if the format of the uploaded file is not correct the file will be rejected. On uploading the file you can also view the status of the file using the upload reference number or through bulk file view transaction.

To upload bulk file

1. Navigate through the menus to **Bulk Transactions > Bulk File Upload**. The system displays the **File Upload** screen.

File Upload

The screenshot shows a web form titled "File Upload" with a timestamp "23-08-2010 01:29:23 GMT -1000" in the top right corner. The form contains the following fields and controls:

- Bulk Identifier:*** A dropdown menu with "Select" as the current selection.
- Encoding type used for the upload file:*** A dropdown menu with "Select" as the current selection.
- Upload File:*** A text input field with a "Browse..." button to its right.
- Upload File Type:*** A dropdown menu with "CSV" as the current selection.
- At the bottom right of the form, there are two buttons: "Initiate" and "Clear".

Field Description

| Field Name | Description |
|---|--|
| Bulk Identifier | [Mandatory, Drop-Down] Select the bulk identifier created earlier in order to identify the file from the drop-down list. |
| Encoding type used for the upload file | [Mandatory, Drop-Down] Select the type of encoding used for the uploaded file from the drop-down list. The options are: <ul style="list-style-type: none"> • Big 5 • Default • GB-2312 • UTF-8 |
| Upload File | [Mandatory, Command Button] Select the location from where the file will be uploaded using the Browse button. |
| Upload File Type | [Mandatory, Drop Down] Select the type of file to be uploaded from the dropdown. The options are: <ul style="list-style-type: none"> • CSV |

2. Select the appropriate detail.
3. Click the Clear button to clear the data from the screen.
OR
Click the **Initiate** button. The system displays the **File Upload** screen.

File Upload

The screenshot shows a window titled "File Upload" with a timestamp "23-08-2010 01:35:17 GMT -1000" in the top right corner. The window contains the following information:

- File Reference Number: [0000079](#)
- File Upload Type: BTP001
- Encoding type used for the upload file: DEFAULT
- Upload File: 1.csv

An "OK" button is visible in the bottom right corner of the window.

4. Click the **File Reference Number** hyperlink to view the status of the upload. The system displays the **Bulk File View** screen.
OR
Click the **OK** button to return to the **File Upload** screen.

Bulk File View

Bulk File View
23-08-2010 01:37:45 GMT -1000

Customer ID Details

| Customer Id | Description |
|-------------|-------------|
| 333000028 | ACC LTD |

Search Criteria

| | | | |
|----------------------|----------------------------------|----------------------------------|----------------------------------|
| File Name | Bulk Transaction Identifier | Transaction Type | File Processing Status |
| <input type="text"/> | <input type="text" value="All"/> | <input type="text" value="All"/> | <input type="text" value="All"/> |
| File Reference No | Upload Start Date | Upload End Date | |
| <input type="text"/> | <input type="text"/> | <input type="text"/> | |

* Click on a Bulk Transaction Identifier (BTID) to view all the files uploaded under this BTID.
 ** Click on any of the links in the file status column to view the details within.

Bulk File Summary

| Bulk Transaction Identifier * | Transaction Type | File Status ** | No. of Files |
|-----------------------------------|--------------------|-----------------------|--------------|
| BTP001 (BULKTEST) | Beneficiary Upload | Error | 1 |

File Status Description :

Received - File Received by Bank and Under Verification , **Error** - File Validation Failed , **PreProcessed** - File Verified and Pending for Authorization , **Authorized** - File is Fully Authorized , **Response Generation** - Reverse File (Txn Status File) generation , **Completed** - Executed/Rejected , **Rejected By Authorizer** - File Rejected by Authorizer

4. Customer Transactions- Bulk File View

Using this option you are allowed to view the bulk files uploaded by the customer. This function should provide customer to view result of bulk files uploaded. The search can be filtered on various parameters like status, transaction identifier. You can trace the status of the file and if there is an error in the file, you can also download the error file to arrive at the exact reason for error. You can also trace the history of the file. Individual record details can also be checked.

To view bulk files:

1. Navigate through the menus to **Bulk Transactions > Bulk File View**. The system displays the **Bulk File View** screen.

Bulk File View

Bulk File View
23-08-2010 01:50:11 GMT -1000

Customer ID Details

| Customer Id | Description |
|-------------|-------------|
| INB002321 | CLCUST |

Search Criteria

| | | | |
|----------------------|----------------------------------|----------------------------------|----------------------------------|
| File Name | Bulk Transaction Identifier | Transaction Type | File Processing Status |
| <input type="text"/> | <input type="text" value="All"/> | <input type="text" value="All"/> | <input type="text" value="All"/> |
| File Reference No | Upload Start Date | Upload End Date | |
| <input type="text"/> | <input type="text" value=""/> | <input type="text" value=""/> | |

* Click on a Bulk Transaction Identifier (BTID) to view all the files uploaded under this BTID.
 ** Click on any of the links in the file status column to view the details within.

Bulk File Summary

| Bulk Transaction Identifier * | Transaction Type | File Status ** | No. of Files |
|--|------------------------|------------------------------|--------------|
| BENEBULK (BENE BULK UPLOAD) | Beneficiary Upload | Authorized | 4 |
| | Beneficiary Upload | Processed | 1 |
| | Beneficiary Upload | System Error | 6 |
| | Beneficiary Upload | Error | 7 |
| DOMBULK (DOMESTIC BULK UPLOAD) | Bulk Domestic Transfer | Error | 1 |

File Status Description :

Received - File Received by Bank and Under Verification , **Error** - File Validation Failed , **PreProcessed** - File Verified and Pending for Authorization , **Authorized** - File is Fully Authorized , **Response Generation** - Reverse File (Txn Status File) generation , **Completed** - Executed/Rejected , **Rejected By Authorizer** - File Rejected by Authorizer

Field Description

| Field Name | Description |
|------------------------------------|--|
| Search Criteria | |
| Bulk Transaction Identifier | [Mandatory, Drop-Down] Select the bulk transaction identifier from the drop-down list. |
| Transaction Type | [Mandatory, Drop-down] Select the transaction type associated with bulk file from the drop down list. |
| File Processing Status | [Mandatory, Drop-down] Select the status of the bulk file from the drop-down list. |
| Upload Start Date | [Optional, Pick List] Select the start date of uploading from the pick list. |
| Upload End Date | [Optional, Pick List] Select the end date of uploading from the pick list. |

| Field Name | Description |
|--|--|
| File Name | [Optional, Alphanumeric,20] Type the name of the file. |
| File Reference No | [Optional, Numeric,20] Type the file reference number which was generated while uploading the file. |
| Customer ID | [Optional, Numeric,10] Type the customer id. |
| Bulk File Summary | |
| Bulk Transaction Identifier | [Display] This field displays the BTID linked to the file to view the details. |
| Transaction Type | [Display] This field displays the type of transaction contained in the file |
| File Status | [Display] This field displays the current status of file. |
| Note: To view the details of the particular file click the hyperlink. | |
| No. of files | [Display] This field displays the count of files present. |

2. Enter the relevant information.
3. Click the Search button. The system displays the Bulk File View screen with the search result.
OR
Click the **Bulk Transaction Identifier** hyperlink. The system displays the **Bulk File view** screen .
OR
Click the **File status** to view the **Bulk File view** with file status as selected shown in the **Bulk File view** screen.
OR
Click the **Back** button to return to the previous screen.

Bulk File View

Bulk File View
23-08-2010 01:50:11 GMT -1000

Customer ID Details

| Customer Id | Description |
|-------------|-------------|
| INB002321 | CLCUST |

Search Criteria

| | | | |
|----------------------|----------------------------------|----------------------------------|----------------------------------|
| File Name | Bulk Transaction Identifier | Transaction Type | File Processing Status |
| <input type="text"/> | <input type="text" value="All"/> | <input type="text" value="All"/> | <input type="text" value="All"/> |
| File Reference No | Upload Start Date | Upload End Date | |
| <input type="text"/> | <input type="text"/> | <input type="text"/> | |

* Click on a Bulk Transaction Identifier (BTID) to view all the files uploaded under this BTID.
 ** Click on any of the links in the file status column to view the details within.

Bulk File Summary

| Bulk Transaction Identifier * | Transaction Type | File Status ** | No. of Files |
|--|------------------------|------------------------------|--------------|
| BENEBULK (BENE BULK UPLOAD) | Beneficiary Upload | Authorized | 4 |
| | Beneficiary Upload | Processed | 1 |
| | Beneficiary Upload | System Error | 6 |
| | Beneficiary Upload | Error | 7 |
| DOMBULK (DOMESTIC BULK UPLOAD) | Bulk Domestic Transfer | Error | 1 |

File Status Description :

Received - File Received by Bank and Under Verification , **Error** - File Validation Failed , **PreProcessed** - File Verified and Pending for Authorization , **Authorized** - File is Fully Authorized , **Response Generation** - Reverse File (Txn Status File) generation , **Completed** - Executed/Rejected , **Rejected By Authorizer** - File Rejected by Authorizer

Field Description

| Field Name | Description |
|------------------------------|--|
| File Reference Number | [Display] This column displays the File Reference Number. |
| File Name | [Display] This column displays the Name of the uploaded file. |
| Bulk Identifier | [Display] This column displays the bulk identifier. |
| Amount | [Display] This column displays the total amount of transaction Amount uploaded in the file. |
| No of Transactions | [Display] This column displays the total number of transactions. |
| Transaction Type | [Display] This column displays the type of transaction contained in the file. |

| Field Name | Description |
|------------------------|---|
| Value Date | [Display] This column displays the value date for the file. |
| Status | [Display] This column displays the status of the uploaded file as Processed or PreProcessed. |
| Last Updated On | [Display] This column displays the date and time of the last update. |
| Last Updated By | [Display] This column displays the user who has last updated the file. |

- Click the **File Reference Number** hyperlink. The system displays the **Bulk File Record Details** screen.
OR
Click the **File Name** hyperlink. The system displays **History Of File** screen.
Both the screens (Bulk File Record Details & History Of File) are shown below.

Bulk File Record Details

23-08-2010 01:53:44 GMT -1000

Customer ID Details

| Customer Id | Description |
|-------------|-------------|
| INB002321 | CLCUST |

Filter Criteria

| | | |
|---|---|----------------------------------|
| Value Start Date | Value End Date | Record Status |
| <input type="text" value="Select"/> <input type="text" value="Select"/> <input type="text" value="Select"/> <input type="button" value="Grid"/> | <input type="text" value="Select"/> <input type="text" value="Select"/> <input type="text" value="Select"/> <input type="button" value="Grid"/> | <input type="text" value="Any"/> |
| Column Name | Operator | Data |
| <input type="text" value="Credit Account No."/> | <input type="text" value="EQUAL"/> | <input type="text"/> |

Records 1 to 5 of 5

Page 1 of 1

| Name | Record reference number | Amount | Receipt IBAN | Value Date | Status | Note |
|-------|-------------------------------|--------|--------------|------------|----------|------|
| TEST2 | 0000023000002 | 0.0 | 0001111 | 29-07-2010 | Accepted | |
| TEST3 | 0000023000003 | 0.0 | 0001111 | 29-07-2010 | Accepted | |
| TEST4 | 0000023000004 | 0.0 | 0001111 | 29-07-2010 | Accepted | |
| TEST6 | 0000023000005 | 0.0 | 0001111 | 29-07-2010 | Accepted | |
| TESTr | 0000023000001 | 0.0 | 0001111 | 29-07-2010 | Accepted | |

- Click the **Record reference number** hyperlink. The system displays details in the **Bulk File Record Dtails** screen.

Bulk File Record Details

| Bulk File Record Details | | 23-08-2010 01:55:44 GMT -1000 | | | | | |
|------------------------------------|--------------------|-------------------------------|---------------------|----------|---------|------------|------|
| Field Name | Value | | | | | | |
| Account number | 0001111 | | | | | | |
| Beneficiary name (English/Chinese) | TEST3 | | | | | | |
| Vendor code (Beneficiary ID) | TGG20479 | | | | | | |
| Validation type | 2 | | | | | | |
| Transaction type | 2 | | | | | | |
| Mail address | parul.k@oracle.com | | | | | | |
| Bank name | CTHCUS66 | | | | | | |
| Audit Details | | | | | | | |
| Reference Number | Transaction Type | Updated By | Updated On | Status | Version | Value Date | Note |
| 718075183077303 | Beneficiary Upload | | 29-07-2010 10:32:11 | Accepted | 1 | 29-07-2010 | |
| Back | | | | | | | |

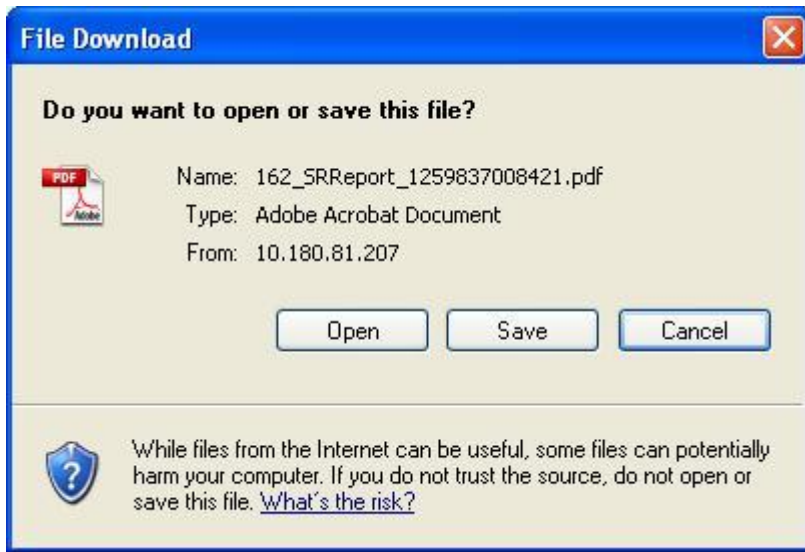
6. Below screen is shown after clicking the **File Name** in the **Bulk File View** screen.


History Of File

| History Of File | | 23-08-2010 01:57:42 GMT -1000 | |
|---|---------------------|-------------------------------|---|
| Customer ID Details | | | |
| Customer Id | Description | | |
| INB002321 | CLCUST | | |
| File Details | | | |
| File Reference No | File Name | Bulk Transaction Identifier | Bulk Transaction Identifier Description |
| 0000050 | DOMESTIC.txt | DOMBULK | DOMESTIC BULK UPLOAD |
| History Of File | | | |
| File Status | Updated Date | File Download | |
| Received | 03/08/2010 18:14:57 | File Download | |
| Error (DuringPreProcessing) | 03/08/2010 18:14:57 | View Error | |
| Cancel | | | |
| File Status Description : | | | |
| Received - File Received by Bank , Error - File Validation Failed , PreProcessing - File is under Verification , PreProcessed - File Verified and Pending for Authorization , Authorization - File is under Authorization , Authorized - File is Fully Authorized , Process - File is under Processing at Bank , Response Generation - Reverse File (Txn Status File) generation , Completed - Executed/Rejected , Rejected By Authorizer - File Rejected by Authorizer | | | |

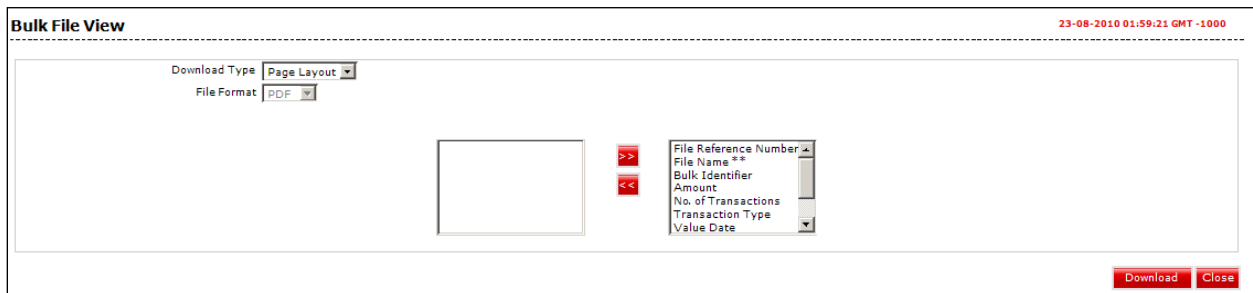
7. Click the File Download hyperlink. The system displays **Bulk File View - File Download** dialog box.

File Download



8. Click the **Save** button to save the file on your file system.
OR
Click the **Open** button if you want to open the file.
9. Click the  button in the Bulk File View or Bulk File Record Details screen to download the file. The The system displays **Bulk File View - File Download** dialog box.



Bulk File View - Download



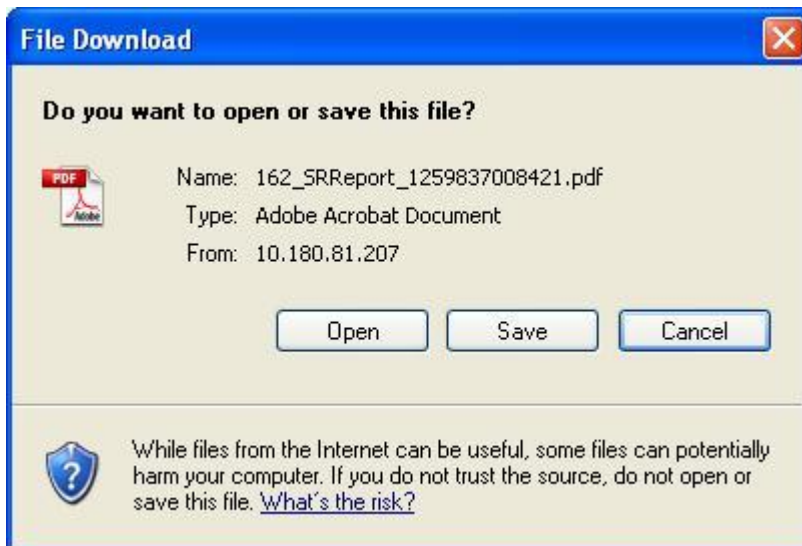
Field Description




| Field Name | Description |
|---------------|---|
| Download Type | [Mandatory, Drop Down] Select the type of download from the drop down list. The options are as follows: <ul style="list-style-type: none"> • Pre-Defined • Page- Layout |

| Field Name | Description |
|--------------------|--|
| File Format | [Optional, Drop Down] Select the appropriate download type from the drop down list. The options are as follow: <ul style="list-style-type: none"> • PDF • XLS • HTML • RTF |

10. Select the fields to appear on output using  and  buttons.
11. Click the **Download** button. The system displays the **File Download** screen.

File Download



12. Click the **Save** button to save the file on your file system.
OR
Click the **Open** button if you want to open the file.
13. Navigate to the desired location where you want to save the file, and click the **Save** button. Once the download is complete, the system displays the **Download complete** message.
14. Click the  icon to print the search results.
15. Click the  icon to optimize the data in the search results column.
16. Click the  icon. The system displays the **User Preferences** screen.

5. Bulk Authorization

5.1. File Type Authorization

Once a Bulk File is uploaded the status of the bulk file is available as Received. Once the file is received and is available for Authorization. In File Type authorization Authoriser can either authorize or reject the full file. Authorisation or rejection of inividual record within the file is not allowed.

To Authorise or Reject the file.

1. Navigate through the menus to **My Activities > Transactions**. The system displays the **View Initiated Transactions** screen.

View Initiated Transactions

| Transaction Type | Status | Count | |
|--------------------------|-------------------------------|----------------|--------|
| Beneficiary Upload | Under Process | 4 (File Level) | 36.36% |
| External Payment | Rejected | 2 | 18.18% |
| Internal Remittance Bene | Accepted | 3 | 27.27% |
| UK Payments | Accepted | 1 | 9.09% |
| UK Payments Bene | Accepted | 1 | 9.09% |

Field Description

| Field Name | Description |
|-------------------------|---|
| Transaction Type | [Display] Gives the list of transaction. |
| Status | [Display] Displays the status of transactions. Click on the hyperlink to display the search results as per search criteria for the selected transaction. The status of transaction can be : Initiated Semi Authorized Rejected by Host Authorized Deleted Accepted Rejected by Authorizer |
| Count | [Display] Number of transaction for each transaction type with same status. |

| Field Name | Description |
|------------|-------------|
|------------|-------------|

| | |
|--------------|---|
| Graph | [Display] Displays the count as a graph. |
|--------------|---|

- Click the **Transaction To Authorize** tab. The system displays **View Authorization Transactions** screen.

View Authorization Transactions

15-04-2011 13:00:00 GMT +0530

View By: Transaction Status

Initiated Transactions | View Drafts/Templates | **Transactions To Authorize** | View Transactions

Transactions To Authorize

| Transaction Type | Status | Count | |
|------------------------|-----------|----------------|------|
| Bulk Internal Transfer | Initiated | 1 (File Level) | 100% |

Field Description

| Field Name | Description |
|------------|-------------|
|------------|-------------|








| | |
|-------------------------|--|
| Transaction Type | [Display] Gives the list of transaction. |
| Status | [Display] Displays the status of transactions. Click on the hyperlink to display the search results as per search criteria for the selected transaction. The status of transaction can be : Initiated Semi Authorized |
| Count | [Display] Number of transaction for each transaction type with same status. |
| Graph | [Display] Displays the count as a graph. |

- Click the **Status** link to view the Authorization Transactions. The system displays **Search Authorization Transactions** screen.


Search Authorization Transactions

Search Authorization Transactions 15-04-2011 13:00:00 GMT +0530

▼ [Click here to add more search criteria](#)




Records 1 to 1 of 1   Page 1 of 1  

| None/All | EBanking Reference No. | Transaction Type | Transaction Status | Created On | Updated On | Created By | Upd |
|--------------------------|--|----------------------------------|------------------------------------|-------------------------------|-------------------------------|----------------------------|---------------------|
| <input type="checkbox"/> | 126820946419339 | Bulk Internal Transfer | Initiated | 15-04-2011 01:00:47 GMT +0530 | 15-04-2011 01:00:47 GMT +0530 | SHB001U1 | SHE |

Note :  Indicates Linked References.

Authorize
Reject
Back

Field Description

| Field Name | Description |
|-----------------------------------|--|
| E Banking Reference Number | [Display] This column displays the E Banking Reference Number of the Transaction. |
| Transaction type | [Display] This column displays the type of the Transaction. |
| Transaction Status | [Display] This column displays the status of the Transaction. |
| Created On | [Display] This column displays the Date of creation of the Transaction. |
| Updated On | [Display] This column displays the Date of update of the Transaction. |
| Created By | [Display] This column displays the User id with which the Transaction is created. |
| Updated By | [Display] This column displays the User id with which the Transaction is updated. |

| Field Name | Description |
|-----------------------------------|---|
| Version | [Display] This column displays the Version no of the Transaction. |
| State Bill | [Display] This column displays the State bit of the Transaction. |
| Authorization type | [Display] This column displays the Authorization type of the Transaction. |
| Bulk File transaction | [Display] This column displays if the transaction is a bulk/ file transaction. |
| Status code | [Display] This column displays the status code of the Transaction. |
| Account Cust id | [Display] This column displays the account cust id of the Transaction. |
| Account Number | [Display] This column displays the account number of the Transaction. |
| Source Branch code | [Display] This column displays the Source branch code of the Transaction. |
| Txn Amount | [Display] This column displays the amount of the Transaction. |
| Customer Id | [Display] This column displays the Customer id of the Transaction. |
| Currency | [Display] This column displays the currency of the Transaction. |
| Bulk file Reference Number | [Display] This column displays the bulk file Reference no of the Transaction. |
| Linked Reference No | [Display] This column displays the linked Reference no of the Transaction. |
| Transaction Under process | [Display] This column displays the name of Transaction under process.. |
| Value Date | [Display] This column displays the Value date of the Transaction. |
| Transaction Id | [Display] This column displays the id of the Transaction. |

| Field Name | Description |
|--------------------------------|--|
| Spot/ online deal | [Display] This column displays if the transaction includes a spot or online deal. |
| Template Type | [Display] This column displays the type of the template. |
| Source account | [Display] This column displays the source account for the transaction. |
| Updated on My Time zone | [Display] This column displays the date, time and time zone details of the transaction update. |
| Created on My Time zone | [Display] This column displays the date, time and time zone details of the transaction Created. |
| Updated on My Time zone | [Display] This column displays the date, time and time zone details of the transaction update. |

- Click on the reference number to view the records in the file. Application will display **View Pending authorization Transactions** screen

or

select the record and click on the **Authorize** or **Reject** Button to authorize or reject the file. Application will display **Transaction to authorize – Verify** page

[View Pending Authorization Transactions](#)

View Pending Authorization Transactions 15-04-2011 13:00:00

| | | | |
|-------------------|------------------------|-----------------------|-----------------|
| Customer Id: | QT2001774 | Customer Name: | OXY TRADING INC |
| Transaction Type: | Bulk Internal Transfer | Debit Account Number: | QT200177401 |
| Currency: | INR | | |

Records 1 to 3 of 3 |<< << Page 1 of 1 >> >>|

| None/All | Beneficiary Name | Record reference number | Beneficiary Amount | Beneficiary Account Number | Value Date | Transaction Status Change |
|--------------------------|------------------|-------------------------|--------------------|----------------------------|------------|---------------------------|
| <input type="checkbox"/> | bulk1 | 0001906000001 | 110.0 | QT100177401 | 15-04-2011 | Initiated |
| <input type="checkbox"/> | bulk1 | 0001906000002 | 101.0 | QT100177401 | 15-04-2011 | Initiated |
| <input type="checkbox"/> | bulk1 | 0001906000003 | 102.0 | QT100177401 | 15-04-2011 | Initiated |

Summary Details

| | | | |
|--------------------|---|--------------|------------|
| Total Record Count | 3 | Total Amount | INR 313.00 |
|--------------------|---|--------------|------------|

Note:

| Audit Detail | | | | | | |
|--------------|---------------------|-----------|---------|-------------|------------|------|
| Updated By | Updated On | Status | Version | Value Date | Amount | Note |
| SHB001U1 | 15-04-2011 01:00:47 | Initiated | 1 | 15-Apr-2011 | INR 313.00 | |

[Back](#)
[Authorize File](#)
[Reject File](#)

Field Description

| Field Name | Description |
|----------------------|--|
| Audit Details | |
| Updated By | [Display] This column displays the user id of the user from which the transaction was last updated. |
| Updated on | [Display] This column displays the date on which the transaction is updated. |
| Status | [Display] This column displays the status of the transaction. |
| Version | [Display] This column displays the version of the transaction.. |
| Value Date | [Display] This column displays the value date of the transaction. |
| Amount | [Display] This column displays the amount of the transaction with currency. |
| Note | [Display] This column displays the Note if any was given while initiating / authorizing the transaction.. |

- Click the **Authorize File** button to authorize the file or **Reject File** button to reject the file. The system displays the **Transaction for Authorization - Verify** screen.

Transaction for Authorization - Verify


| Transactions For Authorization - Verify | | | | | | | 15-04-2011 13:00:00 GMT +0530 |
|---|------------------------|------------|-------------------------------|-----------|---------|-------------|-------------------------------|
| Reference Number | Transaction Type | Updated By | Updated On | Status | Version | Value Date | |
| 126820946419339 | Bulk Internal Transfer | SHB001U1 | 15-04-2011 01:00:47 GMT +0530 | Initiated | 1 | 15-Apr-2011 | |


Note :

- Click the **Authorize** button. The system displays the **Transaction for Authorization - Confirm** screen.

Transaction for Authorization - Confirm

| Transactions For Authorization - Confirm | | | | | | | | | 15-04-2011 13:00:00 GMT +0530 |
|--|------------------------|------------|-------------------------------|-----------------|---------|------------|------------------|-----------------------|-------------------------------|
| Reference Number | Transaction Type | Updated By | Updated On | Previous Status | Version | Value Date | Current Status | Host Reference Number | |
| 126820946419339 | Bulk Internal Transfer | SHB001U1 | 15-04-2011 01:00:47 GMT +0530 | Initiated | 1 | 15-04-2011 | Work In Progress | | |

 Transaction submitted has been authorized

 Transaction under process .

** For Timed out transactions - Please check the status in dashboard.

Note

- Click the **Ok** button to return to the Transactions to Authorize screen.
- Once the bulk upload is authorized. On final authorization, the status of the upload changes from preprocessed to processed and the transaction is executed. Updated status can be checked by accessing Bulk File View option.

5.2. Record Type Authorization

Once a Bulk File is uploaded the status of the bulk file is available as Received. Once the file is received and is available for Authorization. In Record level authorization, authorisor can authorize individual records/ transactions within the file.

To authorise or Reject the records in file.

1. Navigate through the menus to **My Activities > Transactions**. The system displays the **View Initiated Transactions** screen.

View Initiated Transactions

| View Initiated Transactions | | | | 23-08-2010 02:12:31 GMT -1000 |
|--|-------------------------------|----------------|---|-------------------------------|
| <div style="display: flex; justify-content: space-between; align-items: center;"> View By Transaction Status </div> | | | | |
| <div style="display: flex; justify-content: space-between; border-bottom: 1px solid black;"> Initiated Transactions View Drafts/Templates Transactions To Authorize View Transactions </div> | | | | |
| Initiated Transactions | | | | |
| Transaction Type | Status | Count | | |
| Beneficiary Upload | Under Process | 4 (File Level) | <div style="width: 36.36%; height: 10px; background-color: #c00000;"></div> | 36.36% |
| External Payment | Rejected | 2 | <div style="width: 18.18%; height: 10px; background-color: #0000c0;"></div> | 18.18% |
| Internal Remittance Bene | Accepted | 3 | <div style="width: 27.27%; height: 10px; background-color: #c00000;"></div> | 27.27% |
| UK Payments | Accepted | 1 | <div style="width: 9.09%; height: 10px; background-color: #0000c0;"></div> | 9.09% |
| UK Payments Bene | Accepted | 1 | <div style="width: 9.09%; height: 10px; background-color: #c00000;"></div> | 9.09% |

Field Description

| Field Name | Description |
|--------------------|---|
| Transaction | <p>[Display]</p> <p>Gives the list of transaction.</p> |
| Status | <p>[Display]</p> <p>Displays the status of transactions.</p> <p>Click on the hyperlink to display the search results as per search criteria for the selected transaction.</p> <p>The status of transaction can be :</p> <ul style="list-style-type: none"> • Initiated • Semi Authorized • Rejected by Host • Authorized • Deleted • Accepted • Rejected by Authorizer |

| Field Name | Description |
|--------------|--|
| Count | [Display] Number of transaction for each transaction type with same status. |
| Graph | [Display] Displays the count as a graph. |

- Click the **Transaction To Authorize** tab. The system displays **View Authorization Transactions** screen.

View Authorization Transactions

15-04-2011 13:00:00 GMT +0530

View By: Transaction Status

Initiated Transactions | View Drafts/Templates | **Transactions To Authorize** | View Transactions

Transactions To Authorize

| Transaction Type | Status | Count |
|------------------------|---------------------------|-----------------------|
| Bulk Internal Transfer | Initiated | 1 |
| | Initiated | 3 (Transaction Level) |

25%

75%

Field Description

| Field Name | Description |
|--------------------|---|
| Transaction | [Display] Gives the list of transaction. |
| Status | [Display] Displays the status of transactions. Click on the hyperlink to display the search results as per search criteria for the selected transaction. The status of transaction can be : <ul style="list-style-type: none"> Initiated Semi Authorized |
| Count | [Display] Number of transaction for each transaction type with same status. |
| Graph | [Display] Displays the count as a graph. |

- Click the **Status** link to view the Authorization Transactions. The system displays **Search Authorization Transactions** screen.

Search Authorization Transactions

15-04-2011 13:00:00 GMT +0530

Search Authorization Transactions

▼ Click here to add more search criteria

Records 1 to 4 of 4 <<< << Page 1 of 1 >> >>>

| None/All | E Banking Reference No. | Transaction Type | Transaction Status | Created On | Updated On | Created By | Upd |
|-------------------------------------|---------------------------------|------------------------|--------------------|-------------------------------|-------------------------------|------------|-----|
| <input type="checkbox"/> | 127116724413306 | Bulk Internal Transfer | Initiated | 15-04-2011 01:00:07 GMT +0530 | 15-04-2011 01:00:07 GMT +0530 | SHB001U1 | SHB |
| <input type="checkbox"/> | 156521969413407 | Bulk Internal Transfer | Initiated | 15-04-2011 01:00:13 GMT +0530 | 15-04-2011 01:00:13 GMT +0530 | SHB001U1 | SHB |
| <input checked="" type="checkbox"/> | 210589693413408 | Bulk Internal Transfer | Initiated | 15-04-2011 01:00:18 GMT +0530 | 15-04-2011 01:00:18 GMT +0530 | SHB001U1 | SHB |
| <input type="checkbox"/> | 357778747413305 | Bulk Internal Transfer | Initiated | 15-04-2011 01:00:02 GMT +0530 | 15-04-2011 01:00:02 GMT +0530 | SHB001U1 | SHB |

Note : Indicates Linked References.

Field Description

| Field Name | Description |
|-----------------------------------|--|
| E Banking Reference Number | [Display] This column displays the E Banking Reference Number of the Transaction. |
| Transaction type | [Display] This column displays the type of the Transaction. |
| Status | [Display] This column displays the status of the Transaction. |
| Created On | [Display] This column displays the Date of creation of the Transaction. |
| Updated On | [Display] This column displays the Date of update of the Transaction. |
| Created By | [Display] This column displays the User id with which the Transaction is created. |

| Field Name | Description |
|-----------------------------------|--|
| Updated By | [Display] This column displays the User id with which the Transaction is updated. |
| Version | [Display] This column displays the Version no of the Transaction. |
| State Bill | [Display] This column displays the State bit of the Transaction. |
| Authorization type | [Display] This column displays the Authorization type of the Transaction. |
| Bulk File transaction | [Display] This column displays if the transaction is a bulk/ file transaction. |
| Status code | [Display] This column displays the status code of the Transaction. |
| Account Cust id | [Display] This column displays the account cust id of the Transaction. |
| Account Number | [Display] This column displays the account number of the Transaction. |
| Source Branch code | [Display] This column displays the Source branch code of the Transaction. |
| Txn Amount | [Display] This column displays the amount of the Transaction. |
| Customer Id | [Display] This column displays the Customer id of the Transaction. |
| Currency | [Display] This column displays the currency of the Transaction. |
| Bulk file Reference Number | [Display] This column displays the bulk file Reference no of the Transaction. |
| Linked Reference No | [Display] This column displays the linked Reference no of the Transaction. |
| Transaction Under process | [Display] This column displays the name of Transaction under process.. |

| Field Name | Description |
|--------------------------------|--|
| Value Date | [Display] This column displays the Value date of the Transaction. |
| Transaction Id | [Display] This column displays the id of the Transaction. |
| Spot/ online deal | [Display] This column displays if the transaction includes a spot or online deal. |
| Template Type | [Display] This column displays the type of the template. |
| Source account | [Display] This column displays the source account for the transaction. |
| Updated on My Time zone | [Display] This column displays the date, time and time zone details of the transaction update. |
| Created on My Time zone | [Display] This column displays the date, time and time zone details of the transaction Created. |
| Updated on My Time zone | [Display] This column displays the date, time and time zone details of the transaction update. |

- Select the checkbox of the transaction that is to be authorized. Chcekboxes of the two records of the same file are checked in the above screen.
- Click the **Authorize** button. The system displays **Transaction for Authorization - Verify** screen.

Transaction for Authorization - Verify

Transactions For Authorization - Verify 15-04-2011 13:00:00 GMT +0530

| Reference Number | Transaction Type | Updated By | Updated On | Status | Version | Value Date |
|------------------|------------------------|------------|-------------------------------|-----------|---------|-------------|
| 127116724413306 | Bulk Internal Transfer | SHB001U1 | 15-04-2011 01:00:07 GMT +0530 | Initiated | 1 | 15-Apr-2011 |
| 156521969413407 | Bulk Internal Transfer | SHB001U1 | 15-04-2011 01:00:13 GMT +0530 | Initiated | 1 | 15-Apr-2011 |

Note :

- Click the **Authorize** button. The system displays **Transaction for Authorization – Confirm** screen.

Transaction for Authorization - Confirm

✔
Transaction submitted has been authorized

Transactions For Authorization - Confirm
15-04-2011 13:00:00 GMT +0530

| Reference Number | Transaction Type | Updated By | Updated On | Previous Status | Version | Value Date | Current Status | Host Reference Number |
|---|------------------------|------------|-------------------------------|-----------------|---------|------------|-------------------------|-----------------------|
| 127116724413306 | Bulk Internal Transfer | SHB001U1 | 15-04-2011 01:00:07 GMT +0530 | Initiated | 1 | 15-04-2011 | Work In Progress | |
| ⚠ Transaction under process . | | | | | | | | |
| 156521969413407 | Bulk Internal Transfer | SHB001U1 | 15-04-2011 01:00:13 GMT +0530 | Initiated | 1 | 15-04-2011 | Work In Progress | |
| ⚠ Transaction under process . | | | | | | | | |
| ** For Timed out transactions - Please check the status in dashboard. | | | | | | | | |

Note



- Click the **Ok** button to return to the Transactions to Authorize screen.
- Once the bulk upload is authorized. In case of final authorization, the status of the file changes from preprocessed to processed and the transaction is executed. Updated status can be checked by accessing Bulk File View option.



Oracle FLEXCUBE Direct Banking
Corporate Bulk Payments-Business Usage User Manual
October 2012
Version Number: 12.0.1.0.0

Oracle Financial Services Software Limited
Oracle Park
Off Western Express Highway
Goregaon (East)
Mumbai, Maharashtra 400 063
India

Worldwide Inquiries:

Phone: +91 22 6718 3000

Fax:+91 22 6718 3001

www.oracle.com/financialservices/

Copyright © 2008, 2012, Oracle and/or its affiliates. All rights reserved.

Oracle and Java are registered trademarks of Oracle and/or its affiliates. Other names may be trademarks of their respective owners.

U.S. GOVERNMENT END USERS: Oracle programs, including any operating system, integrated software, any programs installed on the hardware, and/or documentation, delivered to U.S. Government end users are “commercial computer software” pursuant to the applicable Federal Acquisition Regulation and agency-specific supplemental regulations. As such, use, duplication, disclosure, modification, and adaptation of the programs, including any operating system, integrated software, any programs installed on the hardware, and/or documentation, shall be subject to license terms and license restrictions applicable to the programs. No other rights are granted to the U.S. Government.

This software or hardware is developed for general use in a variety of information management applications. It is not developed or intended for use in any inherently dangerous applications, including applications that may create a risk of personal injury. If you use this software or hardware in dangerous applications, then you shall be responsible to take all appropriate failsafe, backup, redundancy, and other measures to ensure its safe use. Oracle Corporation and its affiliates disclaim any liability for any damages caused by use of this software or hardware in dangerous applications.

This software and related documentation are provided under a license agreement containing restrictions on use and disclosure and are protected by intellectual property laws. Except as expressly permitted in your license agreement or allowed by law, you may not use, copy, reproduce, translate, broadcast, modify, license, transmit, distribute, exhibit, perform, publish or display any part, in any form, or by any means. Reverse engineering, disassembly, or decompilation of this software, unless required by law for interoperability, is prohibited.

The information contained herein is subject to change without notice and is not warranted to be error-free. If you find any errors, please report them to us in writing.

This software or hardware and documentation may provide access to or information on content, products and services from third parties. Oracle Corporation and its affiliates are not responsible for and expressly disclaim all warranties of any kind with respect to third-party content, products, and services. Oracle Corporation and its affiliates will not be responsible for any loss, costs, or damages incurred due to your access to or use of third-party content, products, or services.

Hardware and Software

ORACLE

Engineered to Work Together